



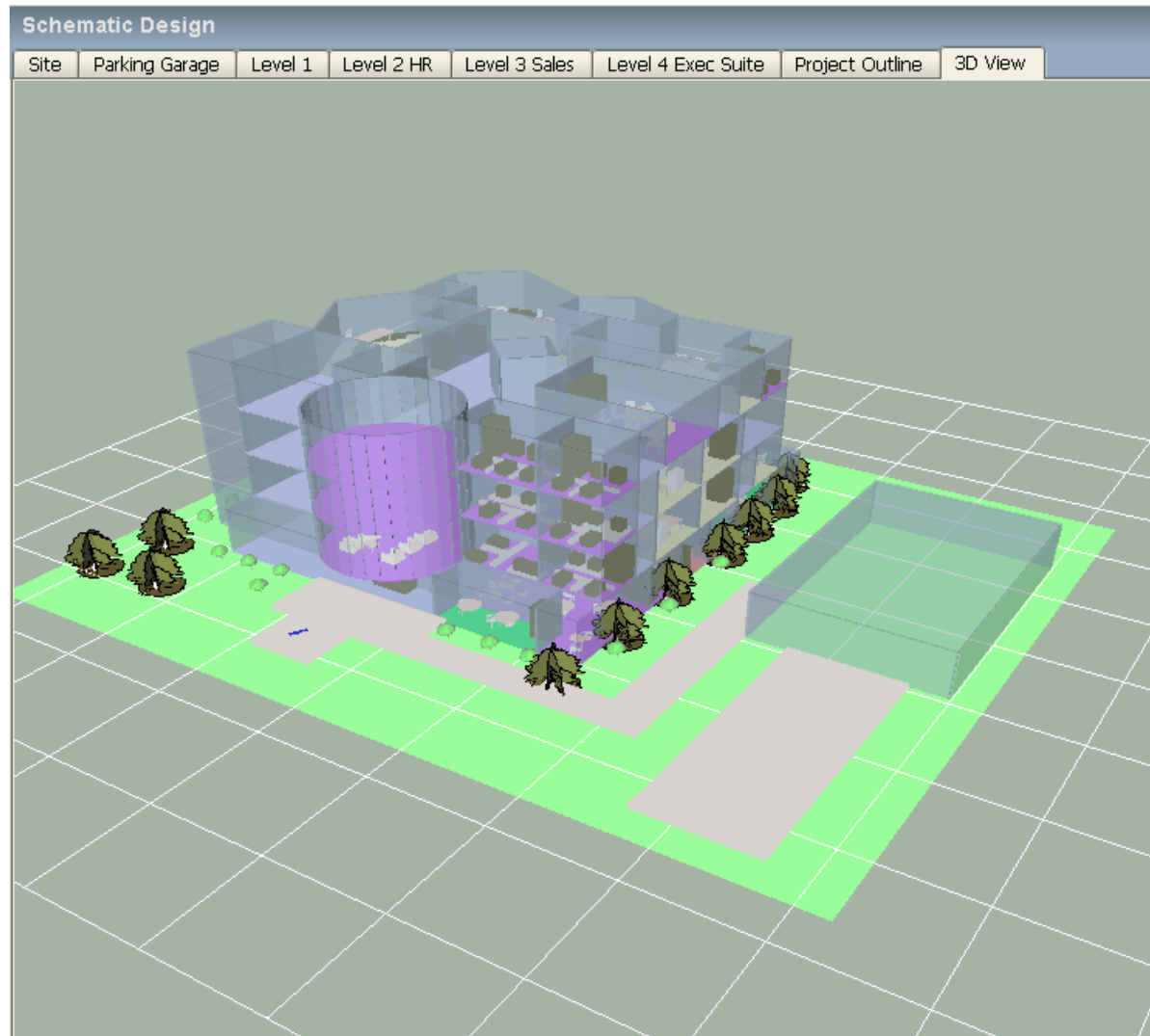
Affinity 5.1 – What's New

- New 3D Viewer
- New 2D & 3D Graphics files
- Object-Level Focus Control
- Room Data Sheet report



Affinity Schematic Design New 3D Viewer – Site View

- Replaces the GDL Viewer
- Support for realistic 3D rendering of objects on the site and in rooms
- Improved rotation control
- New camera angles and camera position controls
- Ability to select individual stories/rooms/objects for 3D view
- New sample house includes 3D object examples

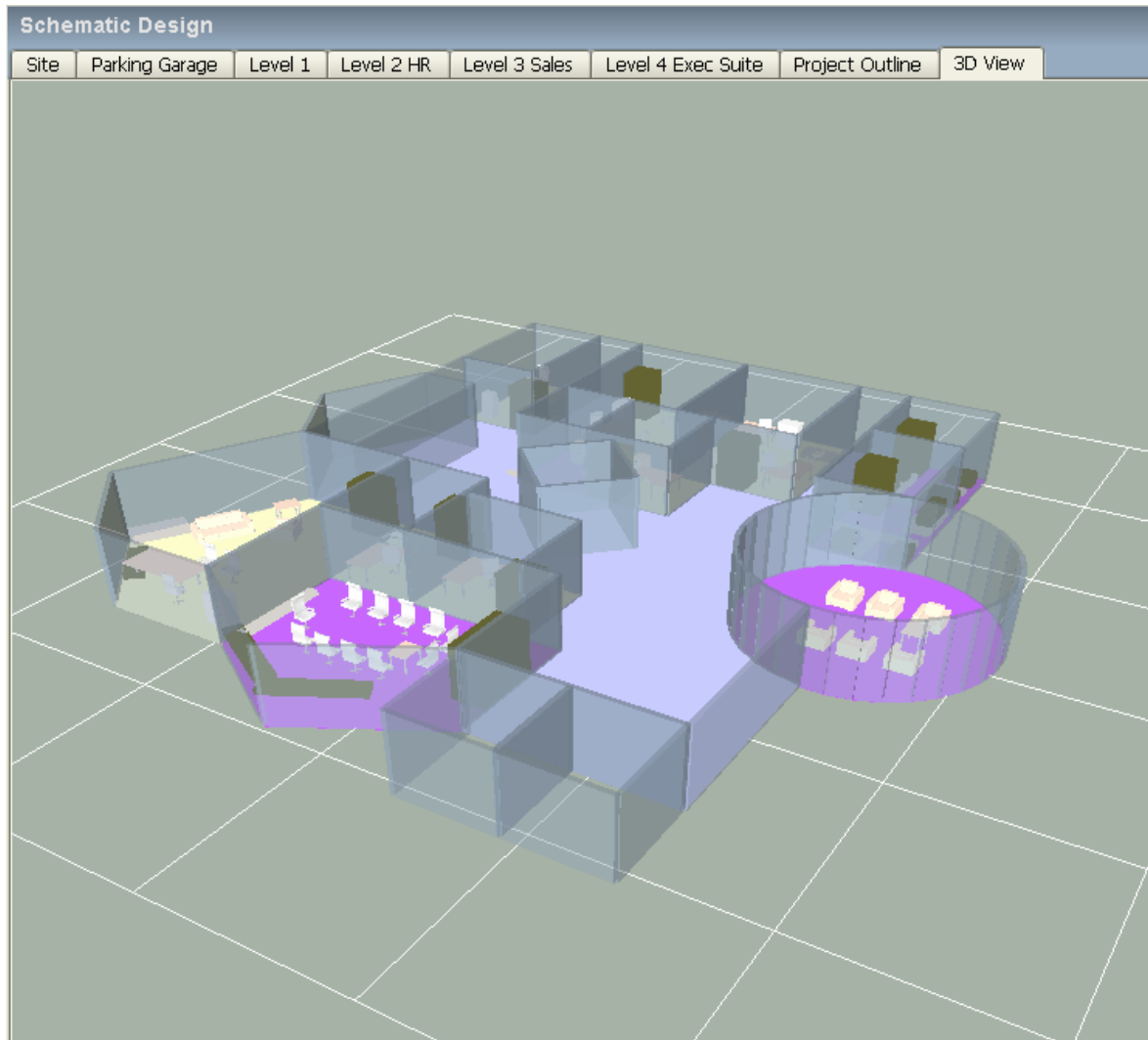




Affinity Schematic Design New 3D Viewer – Story View

View Selection Options:

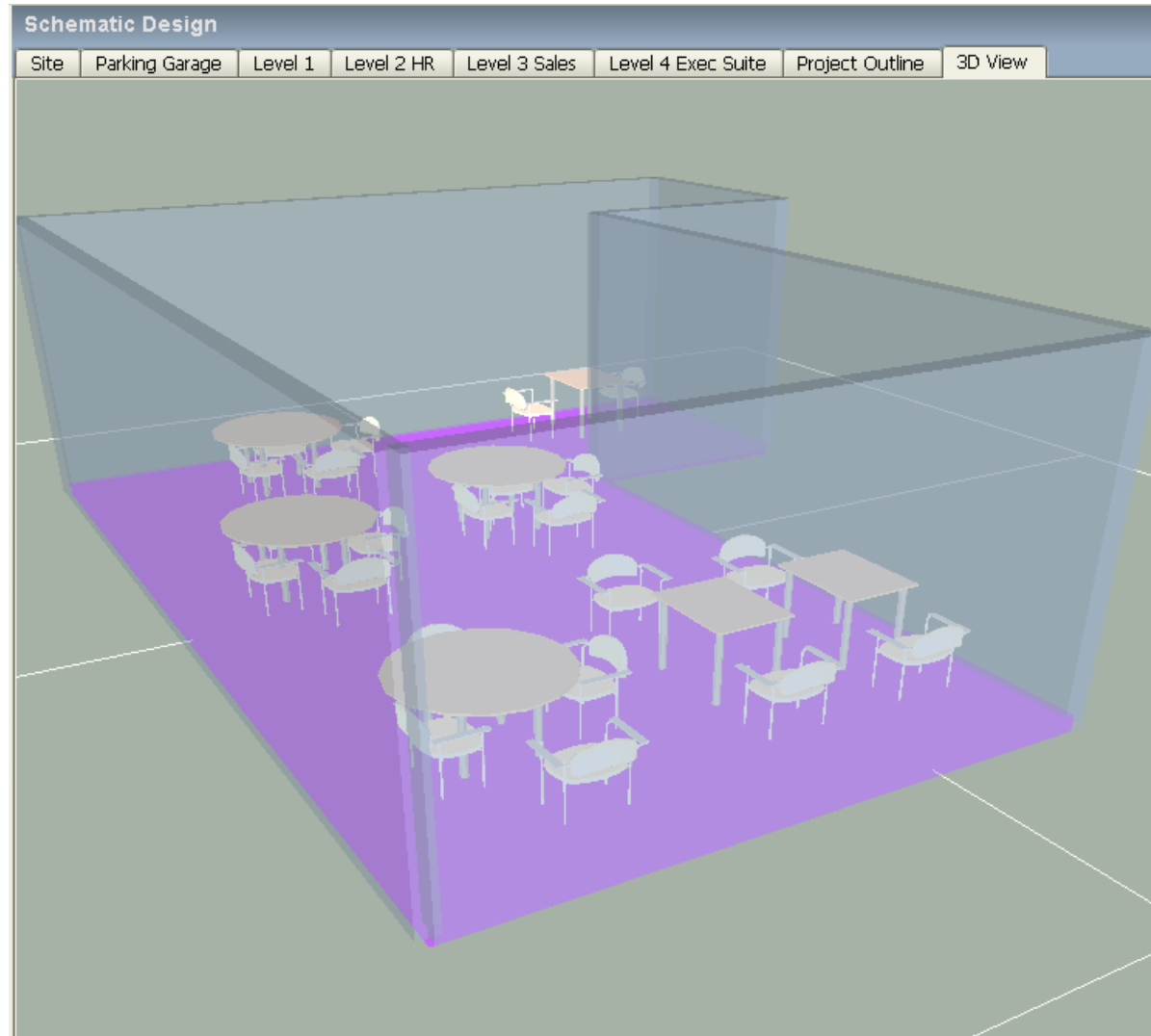
- Site
- Buildings
- Stories
- Rooms





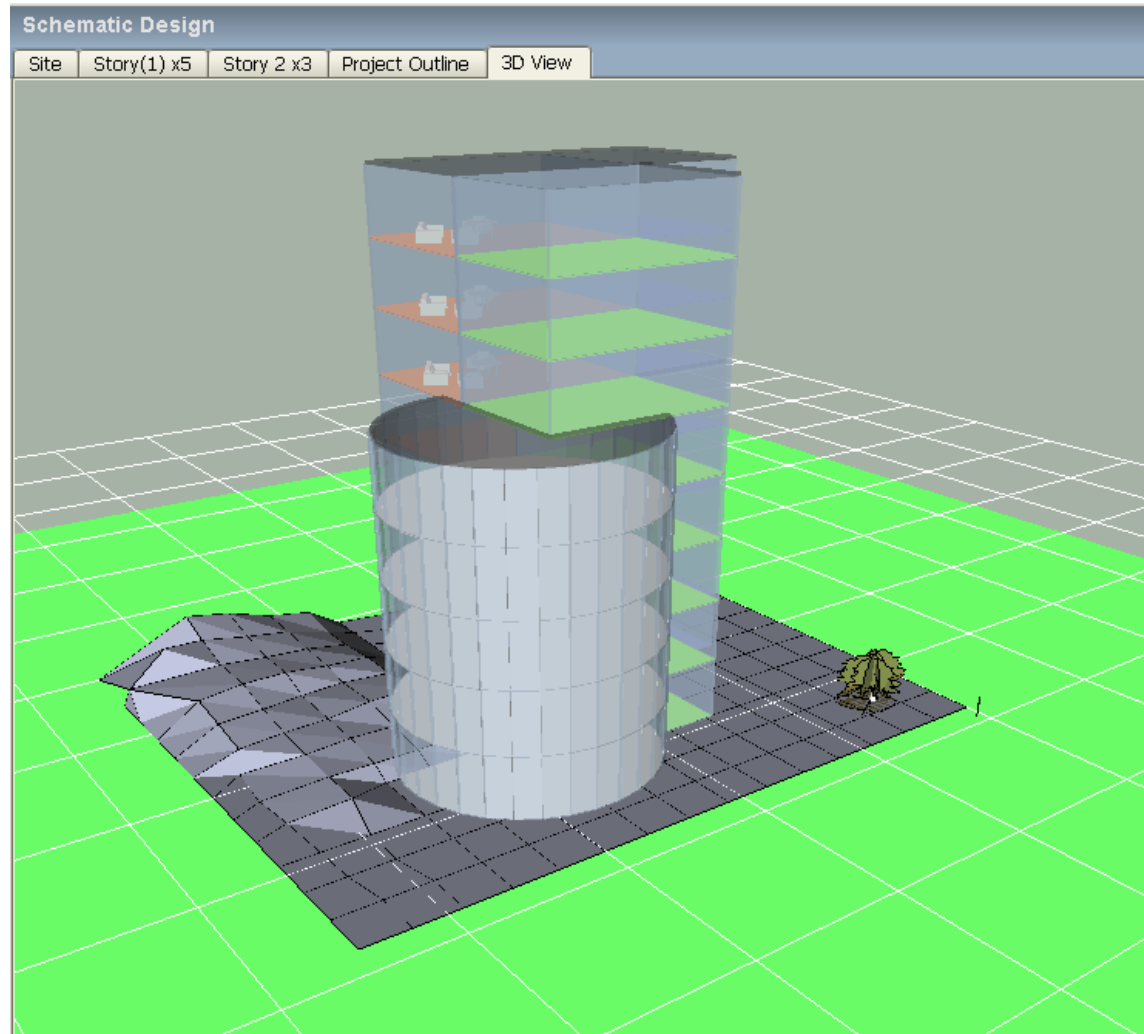
Affinity Schematic Design New 3D Viewer – Room View

- Room layouts
- Create your own 3D objects in .WRL files



Affinity Schematic Design


- Ability to add 3D Site features



Affinity Schematic Design

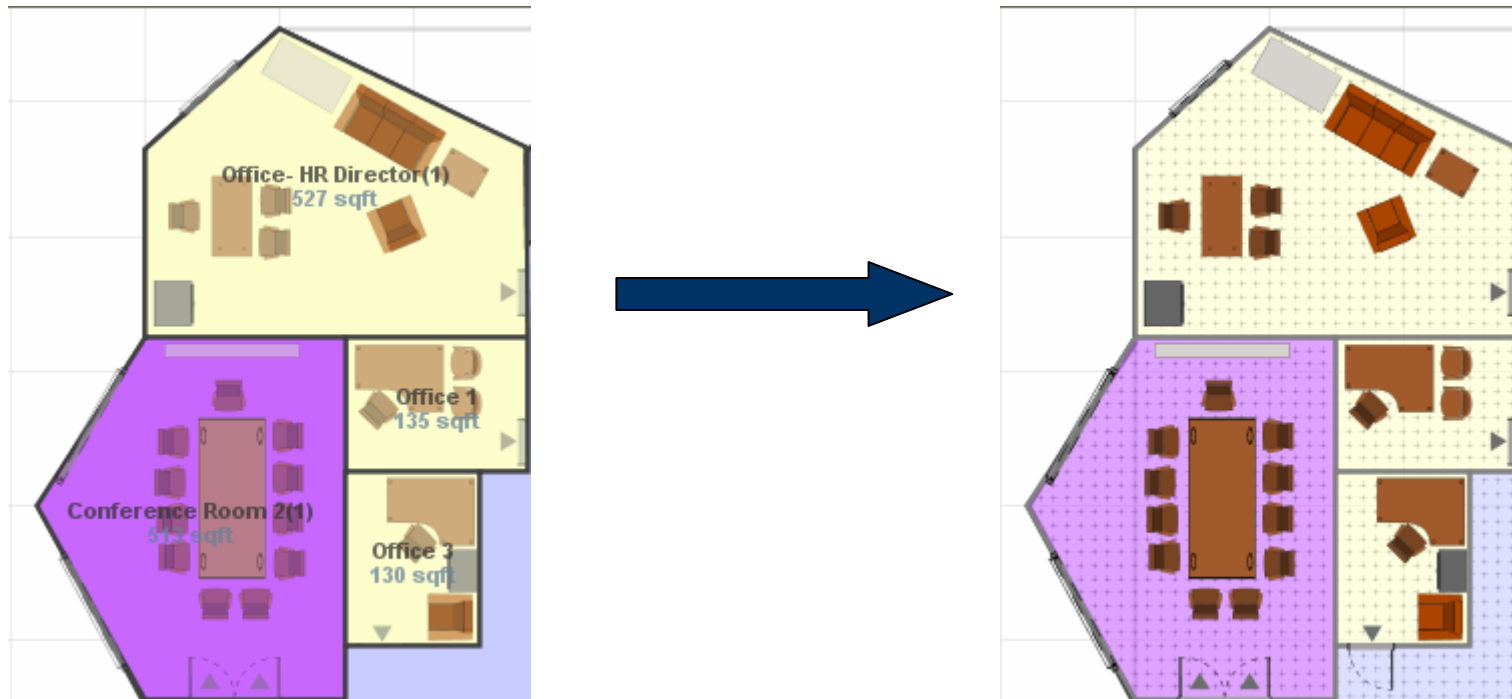
New 2D Objects

- Spaces
- Furnishings
- Equipment
- Fixtures
- Site Objects (e.g. landscaping)
- Create your own 2D objects in .SVG (Scalable Vector Graphics) Files



Object-level Focus Control

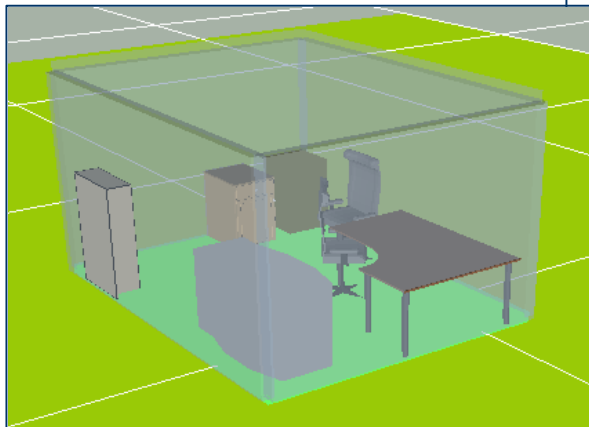
- Switch focus control from the story/room level to focus on objects only within a room
- Quick and easy object (fixtures, equipment, furnishings, openings) manipulation
- New room grid layout for more precise object positioning



- To use, select a space containing objects, CTRL key / Right Arrow key
- To revert to Story/Room level focus, CTRL key / Left Arrow key


Room Data Sheet Report

- Lists all data properties of individual rooms
- Includes:
 - Requirements
 - Estimated Costs
 - Specifications
 - Components / Equipments
 - Graphical layout



Group: Space Program.Diagnostic and Treatment

Exam Room Details			Components				
General			Item	Qty	Unit Cost	Item Type	Total Cost
Name	Exam Room	Item Type	Exam Room				
Unique ID	422387	Model Ty	Objects				
Area	166 sqft	Height	InteriorDoor(14)	1.0	\$0.00	Interior Door	\$0.00
Width	11' 3"	Depth	ER Cabinet	1.0	\$315.00	ER Cabinet	\$315.00
Perimeter	51' 11"	Is In Net	Sink(14)	1.0	\$280.00	Sink	\$280.00
Net Area	166 sqft	Area Fac	CornerDesk(5)	1.0	\$220.00	Corner Desk	\$220.00
Cost			OfficeChair(7)	1.0	\$60.00	Office Chair	\$60.00
Total Cost			OfficeChair(9)	1.0	\$60.00	Office Chair	\$60.00
Fixed Cost	\$0.00	Enabled	ER Bed(17)	1.0	\$250.00	ER Bed	\$250.00
Area Cost	\$16,567.60	Enabled	Objects Total				
Component Cost	\$1,185.00	Enabled	Exam Room Total	1.0	\$17,752.60	Exam Room	\$17,752.60
Details							
Layout	Enclosed Rooms	Finish Le					
Wall Finish Type	Latex Paint	Wall Cold					
Ceiling Type	Finished	Ceiling F					
Floor Type		Floor Fin					
Notes							
Notes	Each exam room fold furnishings & fittings.						
Requirements							
#	Requirement						
226	Exam Room must contain exactly 1.0 Sink(s).						
227	Exam Room must contain at least 2.0 ER Storage(s).						



Area	166 sqft
Net Area	166 sqft
Width	11' 3"
Depth	14' 7"
Perimeter	51' 11"
Height	

Sep 11, 2007
Affinity Items Report